



ONLINE ACCESS FOR CLIENTS

Building your new home is an exciting and important endeavor, and Absolute Construction wants the process to be as smooth and enjoyable as possible. That is why we provide each of our clients with access to a secure website with all of the details of their new home.

Whether you are at home, at work, on the road, or on vacation, Absolute Construction puts information at your fingertips about your selections, upgrades, financial decisions, questions, documents, photos, and more.

Look at the examples below to see just a few of the ways our online client access keeps you in touch and well-informed during the construction of your new home.

SELECTIONS AND APPROVALS MADE EASY...



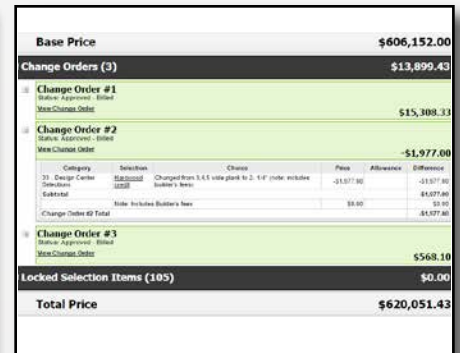
▲ Selection Sheet

Review what selection choices you have made and see what decisions are coming up next.



▲ Electronic Approvals

View and approve upgrades online without having to fax or mail signed documents back and forth.



▲ Up-to-date Financial Total

Check a running total, in real-time, of the financial decisions you have made on your new home.

... AND SIMPLE COMMUNICATION FOR EVERYONE



In addition, all of your other communications are kept organized in one place:

- ▶ Questions & Answers
- ▶ Comments
- ▶ Photos
- ▶ Documents
- ▶ Project Milestones



919-929-1057

www.AbsoluteHomeBuilders.com

See the back for more details...



A simple way to access your home's information in one place...

It starts by entering your personal login information at www.AbsoluteHomeBuilders.com.

From there, you have access to the following areas and more.

Selection Sheet... See choices and stay on schedule

The site organizes selection items on a single color-coded list, displayed with all of the pertinent allowance, pricing, and other helpful information. Upcoming selections are automatically flagged to help keep you on schedule. With just a few clicks, you can enter your choices.

Expenses & Change Orders... Eliminate "sticker shock"

Every decision made on the selection sheet is automatically reflected on the expenses page. With a single click, you can see how each of your choices have affected the final price of your home. If you need to approve a change order, you can do it electronically, saving you the time and hassle of faxing or mailing signatures to your builder.

Milestones... Understand the next steps

Building a home is an involved process, so the site will show you a list of major milestones on your project. You can check the progress made so far and see what steps are coming up next.

Questions List... Never lose answers to your questions

Over the course of a project, you will have lots of questions, and this site will help you keep all of those questions, and your builder's answers, organized and in one place. Simply enter your questions here, and your builder's responses will be listed right next to them.

Builder's To-Do List... See items as they happen

Your builder may choose to post some to-do items on the website. While you cannot add items to this list, viewing it can help give you an idea of how things are moving along on your home.

Comments, Photos, and Files... Stop jumbled e-mails

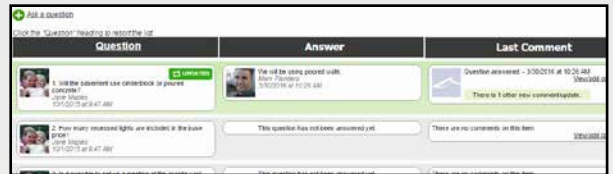
As your home progresses, you will need to have "conversations" about certain items, like asking for clarification on a selection or providing an update on a warranty request. Rather than using e-mail, you can add comments to many of the items in the site. Comments group these conversations together with the items to which they relate, which keeps information organized and available to everyone, cutting down on misunderstandings. You and your builder can also attach photos and files.

Warranty List... Easily track loose ends

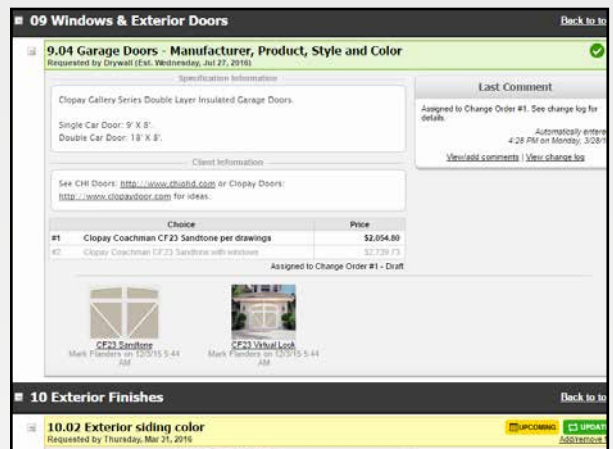
Once your home is complete, you can submit warranty requests online. You can come back to the site to check the status, add comments as necessary, and then verify when they are complete.

E-mail Updates... Let new information come to you

You can access the website at any time, but if there is something updated that you need to see on the site, you will also receive an e-mail each morning letting you know.



▲ The questions list saves all of your questions, and your builder's answers, in one, easy-to-find place.



▲ The selection sheet shows real-time info and prominently marks upcoming selections to keep everyone on schedule.

Base Price	\$606,152.00																								
Change Orders (3)	\$13,899.43																								
Change Order #1 Status: Approved - Billed View Change Order	\$15,308.33																								
Change Order #2 Status: Approved - Billed View Change Order	-\$1,977.00																								
<table border="1"> <thead> <tr> <th>Category</th> <th>Selection</th> <th>Choice</th> <th>Price</th> <th>Allowance</th> <th>Difference</th> </tr> </thead> <tbody> <tr> <td>33 - Design Center</td> <td>Hardwood floor</td> <td>Changed from 3.45 wide plank to 2- 1/4" (note: includes builder's fees)</td> <td>-\$1,977.00</td> <td></td> <td>-\$1,977.00</td> </tr> <tr> <td>Subtotal</td> <td></td> <td></td> <td></td> <td>\$0.00</td> <td>-\$1,977.00</td> </tr> <tr> <td colspan="5">Change Order #2 Total</td> <td>-\$1,977.00</td> </tr> </tbody> </table>	Category	Selection	Choice	Price	Allowance	Difference	33 - Design Center	Hardwood floor	Changed from 3.45 wide plank to 2- 1/4" (note: includes builder's fees)	-\$1,977.00		-\$1,977.00	Subtotal				\$0.00	-\$1,977.00	Change Order #2 Total					-\$1,977.00	
Category	Selection	Choice	Price	Allowance	Difference																				
33 - Design Center	Hardwood floor	Changed from 3.45 wide plank to 2- 1/4" (note: includes builder's fees)	-\$1,977.00		-\$1,977.00																				
Subtotal				\$0.00	-\$1,977.00																				
Change Order #2 Total					-\$1,977.00																				
Change Order #3 Status: Approved - Billed View Change Order	\$568.10																								
Locked Selection Items (105)	\$0.00																								
Total Price	\$620,051.43																								

▲ The expenses page automatically shows how selection choices and change orders affect the final project price.

Submit	Priority	Entered	Item	Last Comment
30 Day	None	9/5/2015	The tree and one of the access in the front yard have died.	Item accepted - Mark Planders - 9/5/2015 10:42 AM Viewable comments

Submit	Entered	By	Item	Last Comment
General	10/15/2015	Jane Magles	Dripping sound in the wall in the front right bedroom. It happens whenever the AC turns on and off.	Viewable comments

Submit	Entered	Completed	Item	Last Comment	Verify Co
30 Day	9/12/2015	9/15/2015	The deck rail on the door to the garage will not latch anymore -- it seems like it is no longer lined up properly.	Item completion verified - Jane Magles - 9/15/2015 10:41 AM Viewable comments	Verify
30 Day	10/1/2015	10/10/2015	I have some water leaking out from under the HVAC unit in the basement. I attached a photo in the photos section.	Item completed - Mark Planders - 10/10/2015 11:54 AM Viewable comments	Click to

▲ The warranty list lets you request new items and verify items once they are complete.